

# SHERPA

# Z20 E200



ENG V22.10-1

**SHERPA**  
— MINI-LOADERS

# TECHNICAL DATA

## SHERPA Z20 E200



### Motor

Type	Epower+
Capacity	7.5/10 kW/Hp
Adjusted amount of revolutions	1800/3000 RPM
Cooling	Air cooled

### Drive system

Hydrostatic through 4 hydraulic wheel motors

### Max. speed Turtle

0-4,5 (proportional) km/h\*

### Max. speed Hare

0-7,5 (proportional) km/h\*

### Capacity data

	Turtle	Hare
Breakout force	726 kg	726 kg
Tractive force	381 kg*	381 kg*
Hydraulic drive- and working system	15/190 l/bar	25/190 l/bar
Hydraulic tank capacity	38 l	

### Tires

Standard 4.00x10 - Trac profile tires

### Brakes

Braking system Hydrostatic through 4 hydraulic wheel motors

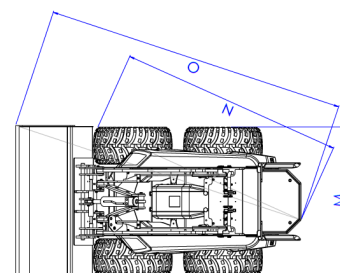
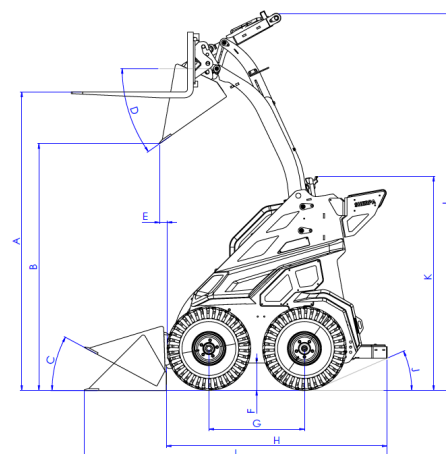
### Steering

Skid steering

### Electrical system

Voltage	48 V
Battery capacity	13.5 Kwh

### Dimensions in mm on standard tyres



A Max. height pallet forks	2013	J Rear angle	18°
B Max. dump height	1661	K Height machine	1458
C Angle bucket low	28°	L Total max height	2552
D Bucket angle when dumping	35°	M Width narrow tires	760
E Length from front wheel to bucket when dumping	87	N Width wide tires	1000
F Ground clearance	151	O Turning radius	1552
G Wheelbase	657	O Turning radius with bucket(76cm)	2191
H Length machine (folded footplate)	1519(1345)		
I Length machine with bucket	2075		

\* Depending on choice of tires

# specifications and features are subject to change without notice

# TECHNICAL DATA

## SHERPA Z20 E200

### Max. Dimensions (L mm x B mm x H mm, without bucket)

Standard

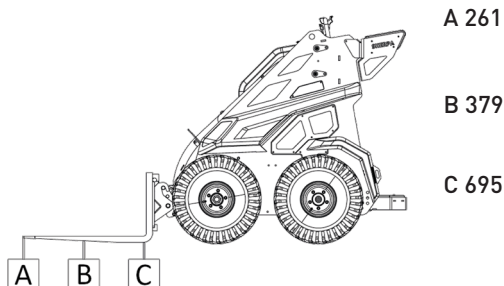
1519 x 760 x 1458

### Kerb weight

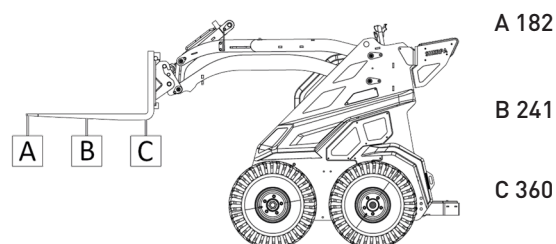
785 kg (with standard tires)

### Tipping loads (kg)\*

Pallet forks low\*\*



Pallet forks high\*\*



\* Including driver 75kg

\*\* Consider a safety factor of 30%

## SHERPA Z10 E200

Our most powerful electric mini-loader: the Z20! As powerful as the Z30, yet completely emission free. This machine is only 76 centimetres wide and, of course, ergonomically optimized. Therefore the driver always stands in a relaxed position, with the full control panel within hand reach. The Z20 also has an optional hydraulic quick lock and two speeds: a fast speed to cover long distances and a slower speed to manoeuvre precisely. In addition, the machine is equipped with a unique energy saving system and a maintenance-free lithium-ion battery, which allows the machine to continuously work up to six hours. And if you can charge the battery for just one hour during your break, the machine lasts a full work day!

More information?  
Call us +31 412 61 33 44